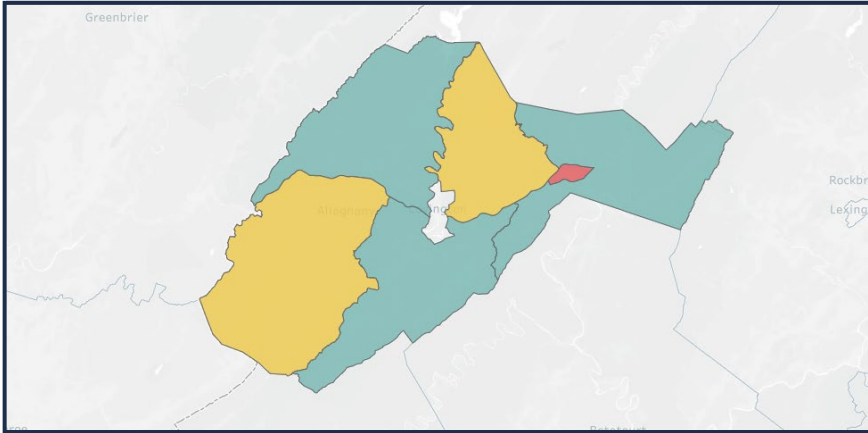
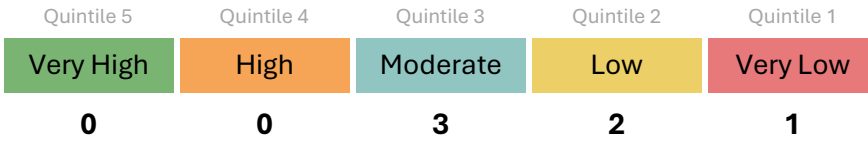


Census Tracts in Allegheny County by HOI Composite Quintile:



Count of census tracts in the county by HOI Composite Quintile:



HOI composite score and profile scores range from 0 to 1. The closer the score is to zero, the lower the chances for residents in the census tract to experience the opportunity for good health. Conversely, the closer the score is to 1, the greater the chances that residents will experience high opportunities for good health. You can also gauge health opportunity by looking at the Quintile. Quintile 5 reflects very high health opportunity. Quintile 1 reflects very low health opportunity. Life expectancy can also help gauge health opportunity.

For more detail about each tract, launch the interactive HOI map:

<https://apps.vdh.virginia.gov/omhhe/hoi/hoi-dashboard>

CHRONIC DISEASE PREVALENCE

Orange indicates rate at highest/worst level (Top 20%)

Arthritis: 38.1	COPD: 10.8
Binge Drinking: 15.6	Smoking: 17.8
High BP*: 42.3	Diabetes: 15.7
Cancer: 11.3	HCHOL*: 42.4
Asthma: 10.5	Obesity: 40.7
Heart Disease: 9.6	Stroke: 4.8

*BP = Blood Pressure, HCHOL = High Cholesterol

% COUNTY POPULATION BY GENERATION



% COUNTY POP BY RACE

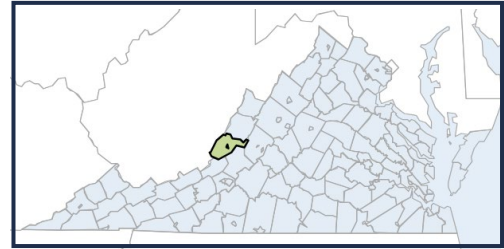
Population of 1 Race Alone

AIAN*: 0.18% % Total Pop AIAN in VA: 0.46%
Asian: 0.40% % Total Pop Asian in VA: 7.13%
Black or AA*: 4.47% % Total Pop Black or AA in VA: 18.62%
NH or PI*: 0.05% % Total Pop NH or PI in VA: 0.08%
Some Other Race: 0.38% % Total Pop Some Other Race in VA: 5.17%
Two or More Races: 3.78% % Total Pop Two or More Races in VA: 8.18%
White: 90.74% % Total Pop White in VA: 60.35%

Allegheny County

Health District: Allegheny

This report was created January 29, 2025



County Overview

Total Land Area: **446.6 sq mi**

Total Land Area in VA: 39,490 sq mi

Total Census Tracts: **6**

Total Census Tracts in VA: 2,168

Total Population: **15,223**

Total Population in VA: 8,631,393

Median Age: **48.1**

Median Age in VA: 39.3

Average Life Expectancy: **73.6**

Life Expectancy in VA: 78.1

Total Housing Units: **7,934**

Total Housing Units in VA: 3,618,247

Total Households: **6,292**

Total Households in VA: 3,402,670

Median HH Income: **\$55,160**

Median Household Inc. in VA: \$89,931

Disabled Population: **19.2%**

Disabled Population in VA: 12.8%

No Health Coverage: **6.8%**

Pop with No Health Coverage in VA: 6.4%

Poverty Rate: **13.1%**

Poverty Rate in VA: 10.2%

Pop 25+ w/HS Deg or Less: **54.4%**

Pop age 25+ with HS Deg or Less in VA: 32.5%

*AIAN = American Indian or Alaska Native, AA = African American, NH or PI = Native Hawaiian or Pacific Islander